

# KBL12650 12V 65Ah



The KAISE LONG LIFE Series 10 years has been designed for different applications, such as UPS, electric and telecommunications applications that require a long useful life.



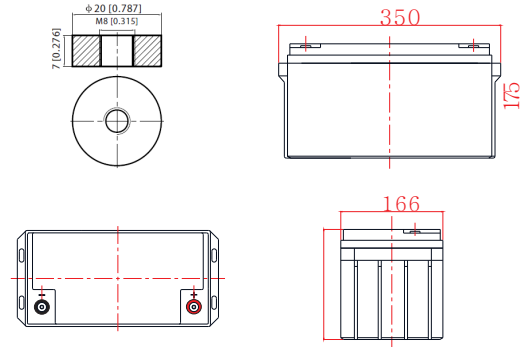
## Performance Characteristics

Nominal Voltage	12V	
Dimensions	Length (mm / inch)	350 / 13.8
	Width (mm / inch)	166 / 6.54
	Height (mm / inch)	175 / 6.89
	Total Height (mm / inch)	175 / 6.89
Approx. Weight (Kg / lbs)	21.0 / 46.3	
Design Life	10 years	
Terminal	M8	
Container Material	ABS	
Rated Capacity	65.0Ah / 6.50A	(10hr, 1.80V / cell, 25°C / 77°F)
	59.0Ah / 11.8A	(5hr, 1.75V / cell, 25°C / 77°F)
	43.2Ah / 43.2A	(1hr, 1.70V / cell, 25°C / 77°F)
Max. Discharge Current	780A (5s)	
Internal Resistance	Approx 7.5mΩ	
Operating Temp. Range	Discharge : -20 ~ 50°C (-4 ~ 122°F)	
	Charge : -20 ~ 50°C (-4 ~ 122°F)	
	Storage : -20 ~ 50°C (-4 ~ 122°F)	
Cycle Use	Initial Charging Current less than 16.3A.	
	Voltage: 14.4V ~ 15.0V at 25°C (77°F)	
	Temp. Coefficient: -30mV/°C	
Standby Use	Initial Charging Current less than 16.3A.	
	Voltage: 13.5V ~ 13.8V at 25°C (77°F)	
	Temp. Coefficient: -18mV/°C	
Capacity affected by	40°C (104°F)	103%
	25°C (77°F)	100%
	0°C (32°F)	86%
Self Discharge	Fully charged Kaise Long Life Series batteries may be stored for up to 6 months at 25°C (77°F) and then a freshening charge is required. For higher temperatures the time interval will be shorter.	

## Constant Current Discharge (Amperes) at 25°C (77°F)

Volts/cell	5min	15min	30min	1h	3h	5h	10h	20h
1.80V	176	105	68.5	41.5	17.5	11.5	6.50	3.48
1.75V	196	113	71.7	42.6	17.6	11.8	6.57	3.50
1.70V	213	117	72.3	43.2	17.8	12.0	6.63	3.51
1.65V	222	119	73.6	43.5	18.0	12.1	6.70	3.53
1.60V	229	123	74.8	43.8	18.2	12.2	6.76	3.55

## Dimensions and Terminal (Unit: mm (inches))



## Applications

- UPS
- Telecommunications equipment
- Solar energy systems
- Cable TV
- Power station
- Marine equipment
- Military equipment
- Emergency power systems
- Railway systems

## Certifications

ISO 9001 / ISO 14001



## Discharge Current vs. Discharge Voltage

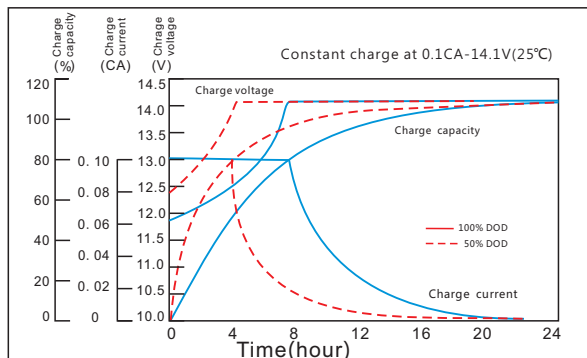
Final discharge voltage V/CELL	1.8	1.75	1.7	1.6
Discharge current (A)	I ≤ 0.1CA	0.25CA ≥ I > 0.1CA	0.55CA ≥ I > 0.25CA	I > 0.55CA

## Constant Power Discharge (Watts per cell) at 25°C (77°F)

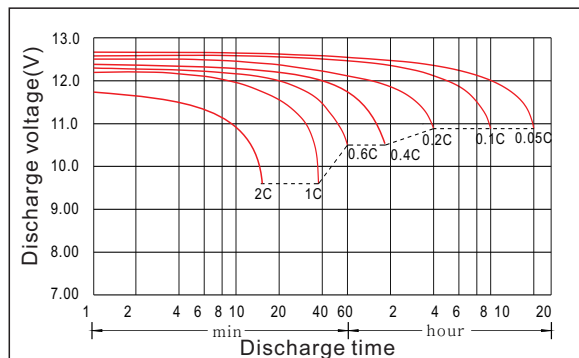
Volts/cell	5min	15min	30min	1h	2h	3h	5h	10h
1.80V	315	198	130	80.2	46.8	33.7	22.5	12.5
1.75V	343	209	134	80.8	46.9	33.8	22.7	12.6
1.70V	367	210	134	81.5	47.1	34.0	22.9	12.7
1.65V	369	213	134	82.1	47.3	34.2	23.1	12.9
1.60V	384	217	135	82.7	47.5	34.7	23.2	13.0

(Note) The above characteristics data are average values obtained within three charge/discharge cycles not the minimum values.

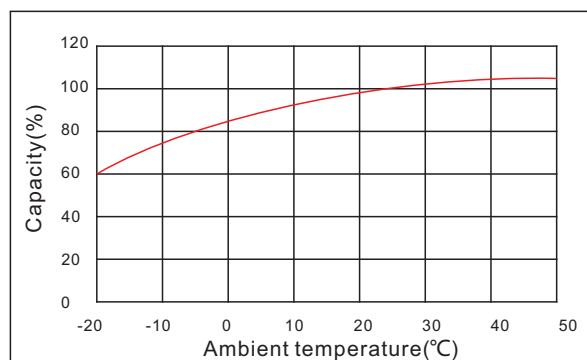
## Charging Characteristics (float use)



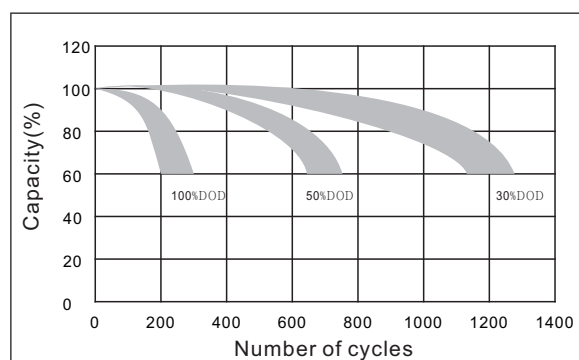
## Discharge Characteristics



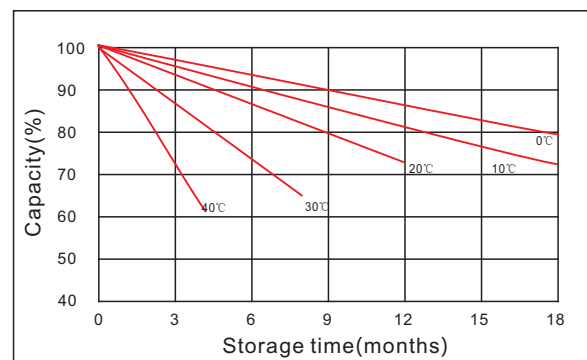
## Temperature Effects in Relation to Battery Capacity



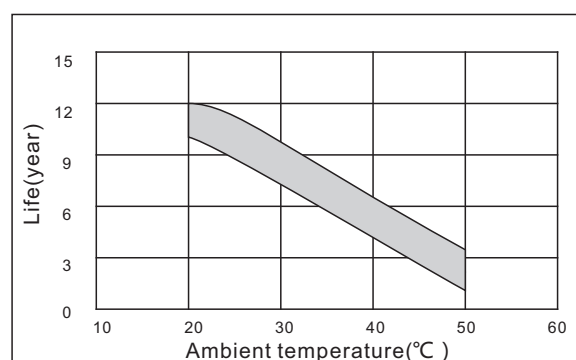
## Cycle Life in Relation to Depth of Discharge



## Curves of Self-Discharge



## Effect of Temperature on Long Term Float Life



IMPORTANT NOTE: The specifications presented herein are subject to revision without notice.

2024/N/K

